

IONIQ 9





More details

Built to Belong

The all-new IONIQ 9 introduces the longest wheelbase in the IONIQ lineup, with a responsive interior equipped within an aerosthetic design. All built to provide lounge-like comfort across all three rows for people to connect and belong.

Exterior

The uniquely bold exterior blends seamlessly with the signature Parametric Pixel Lights, adding depth to the futuristic style.



Parametric Pixel Light Design



LED DRL & Positioning Lamps / Small Cube LED Projection Headlamps
21-inch Alloy Wheels



Bold Character Line



Boat-tail Inspired Design / Parametric Pixel Light Design

Introducing innovative design, seamlessly integrating into the sleek profile and surfaces, captivating elegance and enhancing aerodynamic performance.



Aerosthetic Silhouette



Ambient Lighting Auto Flush Door Handles
Digital Side Mirror (DSM)



Panoramic Sunroof

Where innovation redefines space.

Travel together in superior spaciousness,
equipped with innovative flexible features across all three rows.



Calligraphy 6-seater in Dark Teal / Dove Gray Nappa Leather

Interior

Experience a new kind of spaciousness built into all three rows. Each row furnished with a wide selection of innovative features, all designed to immerse everyone in serene comfort.



Driver-centric Architecture / Ambient Mood Lighting



Interactive Pixel Lights
Dual Automatic Temperature Control



Panoramic Curved Display (12.3-inch Cluster & Touchscreen ccNC)

Sit back and relax in lounge-like comfort in every seat inside the all-new IONIQ 9.
Seamlessly blend privacy and togetherness through a variety of different seating options.



Relaxation Seats with Legrest (6-Seater / 2nd-row)



Swiveling Seats (6-Seater / 2nd-row)



Tilting Walk-In Seat (7-Seater / 2nd-row)



Powered 3rd-row Seats (Folding / Reclining / 6-Seater)



Folding Type Headrests (3rd-row / 5:5 Folding)
Full-Flat (7-Seater)



Flexible seating arrangements, designed for belonging together.

6-Seater



Standard



Swiveling Seats (2nd-row)



Flat Folding (3rd-row)



Full Flat Folding (2nd- & 3rd-row)

7-Seater



Standard



Flat Folding (3rd-row)



6:4 Split Folding (2nd-row)



Full Flat Folding (2nd- & 3rd-row)

Convenience

Introducing cutting-edge technologies built to deliver a responsive experience, catering to individual needs with a focus on enhanced comfort and connectivity.



Bi-directional Center Console



Wireless Charger
Open Tray



Independent Automatic Temperature Control (2nd-row)



Console Box (Top)
Sliding Tray (Bottom)



Head-up Display (HUD)



Digital Center Mirror (Full-Display Rearview Mirror)
Digital Side Mirror (DSM)



Bose® Premium Sound System (14 speakers)



OTA Software Update (Over-the-Air Updates)



100W High-Output USB-C Ports (3rd-row)



100W High-Output USB-C Ports (1st-row)
100W High-Output USB-C Ports (2nd-row)



Outdoor Vehicle-to-Load (V2L)



Indoor Vehicle-to-Load (V2L)

Performance

An innovative E-GMP platform, combining high-end battery system and aerodynamic design establishes the foundation for exceptional all-electric performance.

Maximum Power (kW) / Torque (Nm) 160kW/350Nm ^{RWD Long Range} 226kW/605Nm ^{AWD Long Range} 315kW/700Nm ^{AWD Performance}



Terrain Mode (Snow / Mud / Sand)

Charging

Big battery redefines the possibilities of electric mobility, combined with Ultra-fast charging to expand your everyday experience.


620km ^{WLTP-estimate RWD, 19-inch wheels} 110.3kWh ^{Battery Capacity} 24min ^{Ultra-fast charge 10% to 80% (battery temperature 25°C)}



Electric Charging Door

Safety

Comprehensive safety features ensure a secure and serene driving experience inside the all-new IONIQ 9.



10 Airbags



Blind-Spot View Monitor (BVM)



Surround View Monitor (SVM)



Rear Occupant Alert (ROA)

Hyundai SmartSense



More details



Forward Collision-Avoidance Assist 2 (FCA 2, Junction Turning)

Alerts the driver if the vehicle ahead is slowing down too quickly or if there is the potential for a forward collision with stationary vehicles, pedestrians, cyclists ahead, or approaching vehicles on the road, and activates the brakes in the event of an impending collision. Forward Collision-Avoidance Assist also brakes automatically to avoid an impending collision with vehicles or cyclists ahead on the road or approaching from either side while making a left turn at an intersection.



Lane Following Assist 2 (LFA 2)

Lane Following Assist helps center the vehicle in the lane.



Blind-Spot Collision-Avoidance Assist (BCA)

Blind-Spot Collision-Avoidance Assist (BCA) warns you if there is a risk of collision with a rear side vehicle in the blind-spot while changing lanes. When forward exiting a parallel-parking spot, if there is a risk of collision with a vehicle approaching from behind, it automatically assists with emergency braking.



Lane Keeping Assist (LKA)

If driving above a certain speed and the driver leaves a lane without the turn signal switch being operated, it provides a warning. When a lane departure is detected, it automatically assists with steering to help prevent leaving the lane.

* Advanced Driver Assistance Systems (ADAS) is designed to provide assistance with the operation of a vehicle, drivers must drive with caution at all times.

* Functions may not operate depending on the surroundings and driving conditions. Refer to the instruction manual for details.

* Actual specifications may vary depending on the trim, powertrain and specifications selected.

* Advanced Driver Assistance Systems (ADAS) is designed to provide assistance with the operation of a vehicle, drivers must drive with caution at all times.

* Functions may not operate depending on the surroundings and driving conditions. Refer to the instruction manual for details.

* Actual specifications may vary depending on the trim, powertrain and specifications selected.



More details



Smart Cruise Control (SCC)

Smart Cruise Control (SCC) helps maintain distance from the front vehicle and drive at a speed set by the driver. Automatically stops when the front vehicle stops and automatically starts when the front vehicle departs within a short time.



Parking Collision-Avoidance Assist (PCA)

Reverse Parking Collision Avoidance Assist (PCA) provides a warning if there is a risk of collision with a rear object while reversing. After the warning, if the risk of collision increases, it automatically assists with emergency braking.



Forward/Side/Reverse Parking Distance Warning (PDW)

Forward/Side/Reverse Parking Distance Warning (PDW) warns against collisions with objects around the vehicle at low speeds.

* Advanced Driver Assistance Systems (ADAS) is designed to provide assistance with the operation of a vehicle, drivers must drive with caution at all times.

* Functions may not operate depending on the surroundings and driving conditions. Refer to the instruction manual for details.

28 * Actual specifications may vary depending on the trim, powertrain and specifications selected.

* Advanced Driver Assistance Systems (ADAS) is designed to provide assistance with the operation of a vehicle, drivers must drive with caution at all times.

* Functions may not operate depending on the surroundings and driving conditions. Refer to the instruction manual for details.

* Actual specifications may vary depending on the trim, powertrain and specifications selected.

Standard



19" Alloy Wheels (Standard)



20" Alloy Wheels (Optional)



21" Alloy Wheels (Performance)



Calligraphy



21" Alloy Wheels (Calligraphy)



Power Folding Side Mirrors (LED Turn Indicators)



Smart Power Tailgate (Height Adjustable)



Bio-PET Fabric Headliner



Integrated Memory Seat



Self-Leveling Suspension Dampers



Driver Ergo Motion Seat



Bio-Suede Headliner



3rd-row Seat Switch



Electronic Chromic Mirror (ECM)




Power-adjustable Tilt & Telescopic Steering Wheel



Heated Seats (2nd-row)



Walk-In Device (Passenger Seat)



Real Aluminium Trim / Ambient Mood Lighting



Translucent Door Storage Pockets



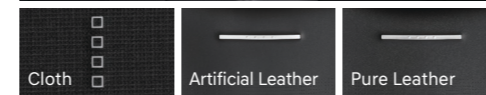
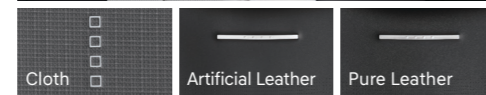
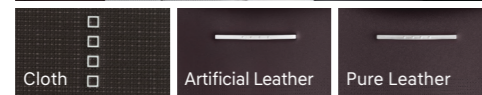
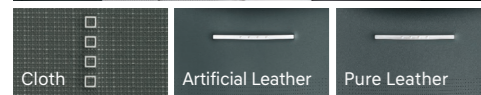
UV-C Sterilizer Tray (1st-row)



Metal Pedals & Footrest

Interior colors

Standard / Optional




Dark Teal / Dove Gray (VKE)

Dark Wine / Dove Gray (NJW)

Obsidian Black / Dove Gray (YGU)

Obsidian Black (NNB)

Calligraphy



Dark Teal / Dove Gray Nappa Leather (VKE)

Dark Wine / Dove Gray Nappa Leather (NJW)

Color combination chart

Interior \ Exterior	Exterior										
	Serenity White Pearl (W6H)	Celadon Gray Metallic (Y2G)	Nocturne Gray Metallic (T2G)	Ionosphere Green Pearl (NH5)	Sunset Brown Pearl (R5P)	Biophilic Blue Pearl (XB9)	Abyss Black Pearl (A2B)	Celadon Gray Matte (Y2T)	Gravity Gold Matte (W3T)	Nocturne Gray Matte (T9M)	
Dark Teal / Dove Gray (VKE)	•	•	•	•	•	•	•	•	•	•	
Dark Wine / Dove Gray (NJW)	•	•	•	•	•	•	•	•	•	•	
Obsidian Black / Dove Gray (YGU)	•	•	•	•	•	•	•	•	•	•	
Obsidian Black (NNB)	•	•	•	•	•	•	•	•	•	•	




Obsidian Black / Dove Gray Nappa Leather (YGU)

Obsidian Black Nappa Leather (NNB)

Exterior colors

Pearl / Metallic colors



Matte colors



Specifications

Classification		RWD Standard (Long Range)	AWD Standard (Long Range)	AWD Optional (Performance)
Electric Motor	Motor Type	Permanent Magnet Synchronous Motor (PMSM)		
	Max. Power (kW)	160	226.1	314.6
	Max. Torque (Nm)	350	605	700
	Max. Speed (KPH)	190	200	200
Battery	Capacity (kWh)	110.3		
Suspension				
Front		McPherson Strut		
Rear		Multi Link Type		
Tire				
255/60R19, 275/50R20, 285/45R21				
Dimensions				
Head Room (mm)(w/Sunroof)	1st row / 2nd row / 3rd row	1,055 (1,003) / 1,042 (1,000) / 1,008 (1,011)		
Leg Room (mm)	1st row / 2nd row / 3rd row	1,052 / 1,086 / 813		
Shoulder Room (mm)	1st row / 2nd row / 3rd row	1,560 / 1,550 / 1,398		

- The above values are results from internal testing and are subject to change after validation.
- Some of the equipment illustrated or described in this catalog may not be supplied as standard equipment and may be available at extra cost.
- Hyundai Motor Company reserves the right to change specifications and equipment without prior notice.
- The color plates shown may vary slightly from the actual colors due to the limitations of the printing process.
- Please consult your dealer for full information and availability on colors and trims.



Wheel tread (21" Wheel)* 1,692
Overall width 1,980



Wheelbase 3,130
Overall length 5,060

Overall height (Roof rack)

1,790



Wheel tread (21" Wheel)* 1,704

Unit : mm * Wheel tread • 19" Wheel (Front/Rear) : 1,702/1,714 • 20"/ 21" Wheel (Front/Rear) : 1,692/1,704

Dealer stamp