

CRETA



Spotlight in motion.

Designed for those who are always on the lookout for the best side of all your challenges. Prepare for a change, adapt quickly. It is time to turn on your light and shine. Be a spotlight on the way to your future.





See the spotlight.

Designed to be different in the midst of urban mobility. Its Parametric Jewel Pattern Grille & Hidden-type LED DRL, as well as the 17-inch Diamond Cut Alloy Wheel gives Hyundai CRETA its bold, center-of-attention character.



Parametric Jewel Pattern Grille & Hidden-type LED DRL



LED Rear Combination Lamp
17-inch Diamond Cut Alloy Wheels





Within the spotlight.

Come in and experience it for yourself. The 10.25-inch Full TFT LCD Meter Cluster technology and 8-inch Display Audio are integrated with your smartphone, giving you the latest touch on your every journey.



10.25-inch Full TFT LCD Meter Cluster
8-inch Display Audio with Smartphone Integration

Ambient Mood Lamp

The classy convenience.



Tilt & Telescopic Steering Wheel



Electronic Parking Brake
with Auto Hold



BOSE Premium Sound System

With 8 audio speakers, the BOSE audio system is specifically designed to match the sound of Hyundai CRETA's cabin. It delivers a concert-stage sound experience while you drive.



Panoramic Sunroof



Wireless Smartphone Charger



Ventilated Seat

The seat cooling feature provides extra comfort according to your needs.

The ultimate flexibility & comfort.



Leather Seat





60:40 seat

Hyundai SmartSense



Forward Collision-avoidance Assist (FCA)

This feature warns the driver when the system detects a risk of a front-end collision such as with pedestrians or a vehicle that suddenly slows down or stops. If the collision risk increases after the warning, the system will automatically assist by applying emergency braking.



Lane Following Assist (LFA)

The front camera tracks lane markers and helps keep the vehicle safe in the middle of the lane.



Lane Keeping Assist (LKA)

The front view camera detects lane markings (by the roadside) to monitor the vehicle's position in its starting lane. The system will warn the driver when the car leaves the roadside, without using the turn signal and automatically steer the wheel to prevent it from diverting from its current lane.



Hill-start Assist Control (HAC)

When starting the vehicle from a stop on an incline, the HAC prevents the accidental rollback that can occur after the brake pedal is released.



Blind-spot Collision-avoidance Assist (BCA)

BCA monitors your blind spot while driving. When a vehicle is detected in the vicinity of your car, the LED on the rearview mirror will light up, giving a warning and automatically braking if needed.



Rear Cross-traffic Collision-avoidance Assist (RCCA)

RCCA will warn the driver when a vehicle in the rear lane is approaching while reversing and applies emergency braking if necessary.



Rear View Monitor (RVM)

RVM makes sure it is safer when reversing or parking. The rear camera will monitor the rear area of the car.



6-airbag system (Driver, Passenger, Side & Curtain)

This feature serves as a support system. Drivers must stay focused and be careful while driving.



Impressive performance.

Equipped with a 1.5L Smartstream engine with an Intelligent Variable Transmission (IVT) system, the Hyundai CRETA delivers tough, responsive, and efficient performance.

Hyundai CRETA is also provided with a Drive Mode feature that enables drivers to choose the most suitable driving style for them.



Drive Mode



Intelligent Variable Transmission (IVT)



Drive Mode (Eco, Comfort, Smart, Sport)



Traction Control Mode

By adjusting the right/left wheel slip control according to engine torque and gearshift pattern, Traction Control Mode automatically fine-tunes the CRETA front wheel-drive system to adapt to road conditions.

Smartstream G1.5 gasoline

6-speed MT / IVT

115 Maximum Power
ps/6,300 rpm

143.8 Maximum Torque
Nm/4,500 rpm



Connect with your car.

Hyundai CRETA is equipped with Hyundai Bluelink connectivity technology. A platform that makes it easier for you to check important information about your car. Hyundai Bluelink is also connected with the Hyundai Call Center 7 x 24 hours to provide you with immediate assistance if an emergency occurs.



1. The Bluelink button directs you to the Call Center for Roadside Assistance.
2. SOS button directs to SOS Call Center for an emergency.
3. For Bluelink services in general, you can contact the Call Center through the Hyundai Bluelink application.



Your Safety is Our Priority

- ACN (Auto Collision Notification)
- SOS/Emergency Assistance
- RSA (Road Side Assistance)
- Stolen Vehicle Immobilization
- Stolen Vehicle Tracking
- Stolen Vehicle Notification

Convenience at Your Fingertips

- Remote Engine Start/Stop
- Remote Climate Control
- Remote Door Lock/Unlock
- Remote Horn & Light Control
- Find My Car


Ensure Proper Health of Your Car

- Manual/Automatic Diagnostic Report
- Driving Information and Vehicle Health Report
- Vehicle Status Check/Notification

Round-the-clock Security for Your Car

- Geo-fence Notification
- Speed Notification
- Time-fence Notification
- Valet Mode
- Idling Time Notification

Exterior Colors



16-inch Steel Wheels

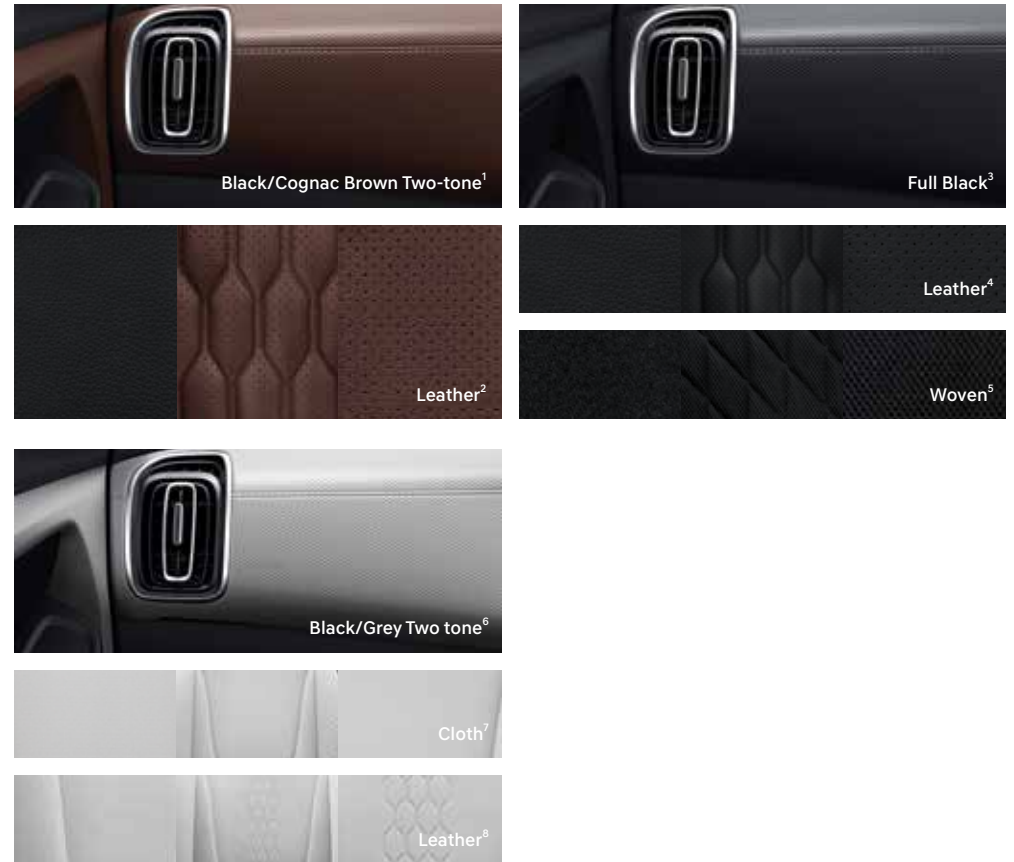


17-inch Alloy Wheels



17-inch Diamond Cut Alloy Wheels

Interior Colors



Utilities



LED Headlamp



Halogen Projection Headlamps



LED Rear Tube Lamp



Cooling Glove Box



Personal Lamps



Full Automatic Temperature Controls



Rear USB Charging Port



Rear Center Armrest with Cup Holders



Push Start Button



TPMS (Tire Pressure Monitoring System)

Specifications

Type	Hyundai CRETA	
	MT	IVT
Engine		
Engine Type	Smartstream G1.5 MPI Inline 4 cylinders	
Displacement (cc)	1,497	
Max. Power kW (PS)/rpm	84,4 (115)/6.300	
Max. Torque Nm (kg.m)/rpm	143,8 (14,7)/4.500	
Transmission		
Type	6-speed Manual	IVT
Gear ratio (:1)	1st 3,833	2,680 – 0,385
	2nd 2,143	
	3rd 1,370	
	4th 1,036	
	5th 0,839	
	6th 0,727	
	7th -	
Reverse	3,700	2,822 – 1,822
Final	4,563	6,483
Brakes		
Front	15in (Φ280) Ventilated Disc, Floating-caliper Brakes	
Rear	14in (Φ262) Solid Disc, Floating-caliper Brakes	
Suspension		
Front	MacPherson Strut	
Rear	Coupled Torsion Beam Axle (CTBA)	
Wheels & Tire		
Wheel Dimensions	6,5 x 17in Alloy Wheel	
Tire Size	215/60R17	
Spare Wheel Type	6,5 x 17 (Steel) w/ 215/60R17	
Steering		
Steering Type	Column - Motor Driven Power Steering (C-MDPS)	
Interior Dimension		
Head Room	1st (w/ Sunroof) / 2nd row, mm	1.017 (980) / 985
Leg Room	1st / 2nd row, mm	1.051 / 973
Shoulder Room	1st / 2nd row, mm	1.404 / 1.380
Hip Room	1st / 2nd row, mm	1.312 / 1.310
Cargo Area - VDA	minimum / maximum, L	416 / 1.384

- Data di atas adalah hasil tes internal dan bisa berubah setelah divalidasi.
- PT Hyundai Motors Indonesia berhak mengubah spesifikasi dan kelengkapan tanpa pemberitahuan terlebih dahulu.
- Warna pada brosur mungkin sedikit berbeda dari aslinya karena keterbatasan pada saat proses cetak.
- Tampilan kendaraan dapat berbeda di setiap negara, silakan hubungi dealer Hyundai terdekat.





Dealer stamp


Hyundai Motors Indonesia

www.hyundai.com

Copyright © 2021 Hyundai Motor Company. All Rights Reserved.

 Hyundai Motors Indonesia  @hyundaimotorindonesia

 Hyundai Motors Indonesia

 @hyundaimotorid

Hyundai Call Center: 0 800 1 878 878 (24 jam & bebas pulsa)