

SANTA FE





Bridging the Everyday and Beyond.

SANTA FE

Advancing a novel paradigm that seamlessly fuses the everyday with the great outdoors, offering unparalleled value and evoking distinct sentiment.

Exterior

Artfully blending rugged design aesthetics with futuristic nuances, the SANTA FE commands an imposing presence.



Calligraphy Full Option (Earthy Brass Metallic Matte)

Calligraphy Exclusive Design (21-inch Alloy Wheels & Tires, Radiator & Intake Grille, Skid Plates, Black High-Gloss Cladding/DLO Moldings)



Horizontal LED Lamp (Positioning Lamp) & Full LED Headlamps (Projection Type)



LED Rear Combination Lamps



Rear Spoiler



Calligraphy Full Option (Light Beige Two-tone)

Nappa Leather Seats, Synthetic Leather Upholstery (Multi-Tray Covers, Door Armrests, Side Consoles), Suede Upholstery (Headlining/Pillars), Two-Tone Leather Steering Wheel, Metal Door Scuffs, Metal Pedals, Ambient Lighting

Interior

The interior, steeped in high-tech refinement, offers a distinct experience unique to SANTA FE.



Electronic Shift Column

Incorporating a rotary-type electronic shift dial, the shift column harmoniously aligns steering and driving, offering intuitive handling.



Smartphone Wireless Charging (Dual)

The dual wireless charging mechanism enables the simultaneous rapid charging of two smartphones without the encumbrance of cables.



1st Row Relaxation Comfort Seat (Leg Rest)

Expertly crafted to optimize relaxation for front-row occupants, the comfort seat also augments convenience with single-touch operation.

Calligraphy Black Ink

This all-black theme graces both interior and exterior trims, encapsulating the elegance and subtle beauty reminiscent of an intricate ink painting.



Calligraphy Black Ink Full Option (Creamy White Matte)



Matte Black Metal H Emblem & Lettering



Matte Black Metal C/D Pillar Garnish



Matte Black Metal Door Side Garnish



Calligraphy Full-Size 6-seater (Light Beige Two-tone)

Driver Side Ergo Motion Seat, Passenger Side Walk-In Device, First-Row Reclining Comfort Seat (Leg Rest)

Space

Transition effortlessly between your everyday routine and outdoor adventure, leveraging the versatile spatial dynamics of the SANTA FE.



2nd Row Electric Independent Seat (One-touch Relax Mode, Wing-type Headrest)

Electronic fine-tuning for both seatback (reclining) and cushion (tilting) positioning, along with a one-touch relax mode, ensures an optimized spatial arrangement and optimal comfort for rear occupants.



Wide Tailgate Opening

Inspired by a terrace motif, the tailgate does more than merely facilitate loading; its generous expanse nurtures varied outdoor pursuits.



5-seater



6-seater



7-seater

Function

Cutting-edge technologies coupled with the highest level of convenience target both driver and passengers, transforming not just the drive but the entire journey from start to finish into a captivating experience.



Panoramic Curved Display

The curved display, an amalgamation of a 12.3-inch digital cluster and a 12.3-inch infotainment system, exudes opulence and embodies an expansive, tech-forward vision.



Digital Rearview Mirror

With a dedicated camera, the rearview mirror provides an enhanced perspective of what's directly behind the vehicle.



In-car Fingerprint Authentication System (Personalization, Ignition, Payment, etc.)

Complete authentication for in-car payments and valet mode deactivation, enabling vehicle ignition and driving solely through fingerprint recognition.



Digital Key 2

Controls door locking/unlocking and ignition with iPhone, Apple Watch, and Android smartphones, i.e., Samsung smartphones. Pairs with up to fifteen devices for easy access.

*Visit Hyundai's website for the list of devices compatible with Digital Key 2

UV-C Sterilization Multi Tray

Ensures the hygiene of personal possessions like smartphones, gloves, and masks through UV-C ultraviolet sterilization lighting.

Bidirectional Multi Console

This multi-faceted console is effortlessly accessible from both the 1st and 2nd rows.

Reverse Guide Lamp

Radiating a distinctive line-patterned illumination, the lamp aids nearby vehicles and pedestrians in discerning the vehicle's rearward motion, preempting potential collisions.

6.6-inch Touch-type Climate Control Display

This touch-centric interface, inclusive of an air purification mode, fosters a pleasant in-vehicle environment that extends to the 2nd row.

Built-in Cam 2

Superior day/night clarity is achieved via high-resolution front/rear cameras. Integrated features like voice recording, extensive external memory, OTA functionality, and driving history detail storage and playback (integrated with maps, etc.) augment the camera's utility. Information on the built-in camera status and collision detection recorded footage is also available via BlueLink.

※ Infotainment system screen images may differ after updates.

Driving

Reimagined driving dynamics accentuate acceleration and responsiveness, ensuring a serene and comfortable ride.



Head-Up Display

This feature projects essential dashboard and navigational data onto the driver's forward visual field, ensuring the driver's focus remains on driving.



Calligraphy Full Option (Earthy Brass Metallic Matte)

Smartstream Gasoline 2.5 Turbocharged Engine

281 Max. Engine Power PS/5,800rpm **43.0** Max. Torque kgf-m/1,700-4,000rpm **11.0** Combined Fuel Economy km/ℓ(based on 18-inch tires/8-speed DCT/2WD/5-seater without built-in cam)

Off-Road Driving Mode (AUTO/SNOW/MUD/SAND)

Tuned performance across diverse terrains, adapting seamlessly to the chosen mode.

HTRAC

An electronic all-wheel-drive (AWD) system, adeptly balancing engine power distribution between the front and rear wheels, ensuring a stable driving environment.

Hybrid

e-Motion Drive's state-of-the-art hybrid technology underpins superior driving dynamics.



Hybrid Calligraphy Full Option (Pebble Blue Pearl)

Smartstream Gasoline 1.6 Turbo Hybrid Engine/Electric Motor

235 Max. System Power
PS(gasoline engine : 180PS, electric motor : 47.7kW)

37.4 Max. System Torque
kgf-m(gasoline engine : 27.0kgf-m, electric motor : 264Nm)

15.5 Combined Fuel Economy
km/ℓ(based on 18-inch tires/6-speed automatic/2WD, without built-in cam)



Performance Enhancement (e-Dynamic Drive)

During rapid acceleration or sharp turns, the motor efficiently manages braking, transmission, and driving torque, ensuring smooth acceleration and stable cornering as well as enhancing grip and dynamic performance.



Ride Comfort Enhancement (e-Comfort Drive)

When traversing speed bumps or accelerating, the motor controls the vehicle's motion, offering a smoother ride and minimizing driver discomfort.

Traffic-Focused Control

By leveraging GPS navigation road data (on highways), unnecessary engine starts during stop-and-go situations in congested areas are minimized to enhance the ride experience.



Paddle Regenerative Braking Mode


The paddle shift lever allows for adjustable regenerative braking and provides drivers with three levels of deceleration controls, thus enhancing driving convenience based on road conditions.

Smart Regenerative Braking Mode

During drives, the system automatically adjusts the regenerative braking level based on road incline, proximate front vehicle movement, and GPS navigation info (speed cameras), incorporating a smart regenerative system that boosts driving convenience.

Safety

Advanced safety systems combined with convenience specifications ensure a comfortable and secure driving experience.



10 Airbag System (1st row advanced/center side, 1st/2nd row side, driver's knee, rollover curtain)

Equipped with a total of 10 airbags, including driver's knee and 2nd row side airbags, the vehicle protects occupants in collisions from all directions.



Advanced Rear Seat Occupant Alert

Enhanced radar technology, an improvement over the ultrasonic rear occupant detection system, detects not just adult passengers and pets but even sleeping infants, reducing potential safety hazards arising from overlooked rear-seat occupants.

Multi-Collision Brake System

In the event of frontal or side collisions triggering airbag deployment, the system activates appropriate automatic emergency braking to prevent secondary collisions and pile ups.

Hyundai SmartSense

Hyundai SmartSense, a state-of-the-art driver assistance system, safeguarding against unforeseen hazards to ensure a more secure and convenient driving and parking environment.



Blind-spot Collision-avoidance Assist

An alarm sounds when there is a risk of collision with a vehicle approaching from the rear when changing lanes or while backing out of a parking space. If the risk persists, the brakes are activated automatically.

Forward Collision-Avoidance Assist (Vehicle/Pedestrian/Cyclist/Vehicles Traveling in the Opposite Direction at Intersections)

If the vehicle in front suddenly brakes or there is an increased risk of a collision with a vehicle, two-wheeler, pedestrian, or cyclist ahead, an alarm is sounded. If the risk persists, the brakes are activated automatically.




Expressway Driving Assist 2

Maintains a safe distance from the vehicle in front when driving on expressways and highways, and helps keep the vehicle centered in its lane at a set speed even on curves. When driving above a certain speed, holding the steering wheel and activating the turn signal while moving in the direction of the desired line prompts an automatic lane change.

GPS Navigation-based Smart Cruise Control (Safe Distance Zones/Curves/Entry-Exit Ramps)

travel at safe speeds according to road conditions. It automatically reduces the vehicle's speed prior to safe zones, curves, and before approaching entry-exit ramps. After passing these zones, the system accelerates back to the original speed afterwards.



Rear Parking Collision Avoidance Assistance

During reversing, if a potential collision with an object behind the vehicle is detected, an alarm is sounded. If the risk persists, the brakes are activated automatically.

Lane Keeping Assist 2

Utilizing a forward-facing camera to recognize lane markings, this feature assists the driver in keeping the vehicle centered in its lane. In instances where the lane markings aren't detected, it recognizes vehicles ahead and assists with steering for a certain duration. Improvements include an expanded operational range (including difficult curves) and refined steering angle control, enhancing lane-centering performance.

Exclusive/Prestige/Prestige +



18-inch Alloy Wheels
(Gasoline Only)



20-inch Alloy Wheels
(Gasoline/Hybrid Option)



18-inch Alloy Wheels
(Hybrid Only)



Prestige (Ocado Green Pearl)



LED Headlamps (MFR Type)
Full LED Headlamps (Projection Type)



Radiators & Intake Grille
Dual Wide Sunroofs & Roof Racks



Cluster (4.2-inch Color LCD)
Panoramic Curved Display /
Cluster (12.3-inch Color LCD)



Wireless Smartphone Charger (Single)
Wireless Smartphone Charger (Dual)



Bidirectional Multi-Console
2nd-row Manual Door Curtains

Calligraphy



21-inch Alloy Wheels
(Gasoline Only)



21-inch Alloy Wheels
(Gasoline Black Ink Only)



20-inch Alloy Wheels
(Hybrid Only)




20-inch Alloy Wheels
(Hybrid Black Ink Only)



Calligraphy Full Option (Earthy Brass Metallic Matte)



Radiators & Intake Grille
Black High-Gloss Cladding &
Titanium Metallic Varnish



Surround View Monitor
Digital Rearview Mirror



2nd Row Seat Remote Control (6-seater)
Ambient Mood Lighting



Driver Side Ergo Motion Seat
Driver Posture Memory System



Powered Tilting & Telescoping Steering Wheel
BOSE Premium Sound
(12-speaker, External Amplifier)



Customizing

H Genuine Accessories offers a wide range of convenience and leisure products to meet the needs and lifestyles of drivers who wish to customize their vehicles, and N Performance offers high-performance parts and products that combine Hyundai's technology and know-how with N DNA. We are also introducing H Licensed Accessories, a selection of items from highly merchandised brands, to provide a variety and value for your driving experience.

New car options

H Genuine Accessories



Built-in Air Purifier 2.0



Side Steps



Side Steps (Black)



Vehicle Protection Film I
(excluding front bumper sides)



Vehicle Protection Film II
(excluding door center and edges)

Protection Matting Package I



Floor Mats 1st and 2nd rows.



Reversible Luggage Mat

Protection Matting Package II



Floor Mats 1st and 2nd Rows

Luggage Package



Luggage Net, Luggage Screen

Lifestyle



Reversible Luggage Mats



Transverse Trim



LED Door Spot Lamps



LED Tailgate Lamps

N Performance

Alcon Monoblock Brake & 20-inch Wheel Package



20-inch Black Wheels



Alcon Monoblock Brake System

Alcon Monoblock Brake & 21-inch Wheel Package



21-inch Black Wheels



Alcon Monoblock Brake System

Aftermarket

Genuine Accessories



Air Mat



Cross Bars



Roof Flat Baskets



Seatback Organizer



Multi-Curtain (Front windshield/
1st/2nd/3rd/Rear)



2nd Row Legroom Box



MicroSD Card for Built-in Cam 2 (128 GB)



C to USB-A Adapter



Light Chair



Camping Trunks



Field Benches



Sun Visor Case

Licensed Accessories



Rooftop Tent (iKamper)



All-in-One Roof Box (KHOTO)




Foldable Box (BIGANT)




Headrest Mount (Arkon)



All Age 360 Car Seat
(Poled)



Ball-FIX i-Size Car Seat
(Poled)



Racer Car Seat
(Poled)

Interior colors



※ The Calligraphy Black Ink option includes an exclusive interior. For detailed information, please refer to the digital catalog.

Exterior color combinations

Classification		Creamy White Pearl (WW2)	Creamy White Matte (WWM)	Cyber Sage Pearl (RS2)	Pebble Blue Pearl (PB2)	Ocado Green Pearl (RN2)	Earthy Brass Metallic Matte (YBM)	Terracotta Orange (ZGE)	Magnetic Gray Metallic (M2F)	Abyss Black Pearl (A2B)
Exclusive (Synthetic Leather Seats)	Black Monotone	●	-	●	●	●	●	●	●	●
	without Design Plus selected (Synthetic Leather Seats)	●	-	●	●	●	●	●	●	●
	With Design Plus selected (Authentic Leather Seats)	●	-	●	●	●	●	●	●	●
Prestige/ Prestige +	Black Monotone	●	-	●	●	●	●	●	●	●
	Gray Dual Tone	●	-	●	●	●	●	●	●	●
	Pecan Brown Dual Tone	●	-	●	-	-	●	●	●	●
Calligraphy	Black Monotone	●	-	●	●	●	●	●	●	●
	Light Beige Dual Tone	●	-	●	-	●	●	●	●	●
	Pecan Brown Dual Tone	●	-	●	-	-	●	●	●	●
With Black Ink selected (Nappa Leather Seats)	●	●	-	-	-	-	-	-	-	●
With Black Ink selected (Nappa Leather Seats)	●	●	-	-	-	-	-	-	-	●

※ Vehicle colors in this publication may vary from actual vehicle colors.

myHyundai

Enhanced to provide a connected mobility experience, meet the official Hyundai app, myHyundai.



Download the myhyundai app



Home



- Owned vehicle information
- Driving insights
- Navigation
- Owner's manual

My



- Wallet
- In-Car Payment
- My Car Report
- Car Logbook

Shop



- Hyundai Shop
- Hyundai Brand
- Bluelink Store
- Purchase of the Month Benefits

Services



- Maintenance service appointment
- Roadside assistance
- Driver service
- Car wash

Control



Remote control

- Ignition/climate control, doors and windows control
- Hazard lights control
- Vehicle status notification
- Vehicle inspection notification

Build-in Cam

- Videos of the vehicle's surroundings
- Videos of parked events
- Download videos

Digital Key

- Doors and ignition control
- Hazard lights and panic alarm control
- Share Digital Key accounts

* Services are available only for customers who have purchased a vehicle and subscribed to BlueLink membership.

* Free of charge for 5 years for customers who have subscribed to BlueLink membership for the first time with an additional 5-year Light Service (SOS Emergency Assistance, Airbag Deployment Alert, Monthly Vehicle Health Report, Traffic Information, etc.).

* Some services may be restricted depending on the means of service delivery, such as mobile apps or devices.

Dimensions

* Unit: mm, Images and wheel tread are based on Smartstream Gasoline 2.5 Turbo model with 21-inch tires, overall height is with roof rack.



Tread (front) 1,643
Overall width 1,900

Overall height
1,730(1,780)



Wheelbase 2,815
Overall length 4,830



Tread (rear) 1,653

Specifications

Type	Smartstream Gasoline 2.5 Turbo	Smartstream Gasoline 1.6 Turbo Hybrid
Overall length (mm)	4,830	←
Overall width (mm)	1,900	←
Overall height (mm)	1,720 (1,770 with Roof Rack Selected) 1,730 (1,780 with Calligraphy Trim)	1,720 (1,770 with Roof Rack Selected)
Wheelbase (mm)	2,815	←
Tread (front) (mm)	1,646(18") 1,637(20") 1,643(21")	1,646(18") 1,637(20")
Tread (rear) (mm)	1,656(18") 1,647(20") 1,653(21")	1,656(18") 1,647(20")
Engine type	Smartstream G2.5T-GDi	Smartstream G1.6T Hybrid
Displacement	2,497	1,598
Maximum power (PS/rpm)	281/5,800	180/5,500
Maximum torque (kg-m/rpm)	43.0/1,700 - 4,000	27.0/1,500
Fuel tank capacity (ℓ)	67	←
Motor maximum power (kW)	-	47.7
Motor maximum torque (Nm)	-	264
System maximum power (PS/rpm)	-	235/5,500

Type	Displacement (cc)	Passenger Volume	Drive Type	Curb weight (kg)	Tire (inches)	Grade	CO ₂ Emissions (g/km)	Fuel economy (km/ℓ)		
								Combined	City	Highway
Smartstream Gasoline 2.5 Turbo (8-speed DCT)	2,497	5/6/7seater	AWD	1,860/1,900/1,915	18	4	168	10.1	8.8	12.2
	2,497	5/6seater	AWD	1,900/1,940	20	4	175	9.7	8.5	11.6
	2,497	7seater	AWD	1,955	20	4	181	9.4	8.2	11.3
	2,497	5seater	AWD	1,930	21	4	175	9.7	8.5	11.6
	2,497	6/7seater	AWD	1,970/1,985	21	4	181	9.4	8.2	11.3
	2,497	5/6seater	2WD	1,795(C)/1,835(C)	18	4	156	10.8	9.4	13.2
	2,497	5/6seater	2WD	1,795/1,835	18	4	152	11.0	9.6	13.4
	2,497	7seater	2WD	1,850(C)	18	4	162	10.4	9.1	12.8
	2,497	7seater	2WD	1,850	18	4	158	10.6	9.3	12.9
	2,497	5seater	2WD	1,835	20	4	162	10.4	9.2	12.5
SmartStream Gasoline 1.6 Turbo Hybrid (6-speed automatic)	2,497	6/7seater	2WD	1,875/1,890	20	4	168	10.0	8.8	12.0
	2,497	5/6/7seater	2WD	1,865/1,905/1,920	21	4	168	10.0	8.8	12.0
	1,598	5seater	AWD	1,930	18	2	117	14.0	14.1	13.8
	1,598	6/7seater	AWD	1,970/1,985	18	3	120	13.6	13.7	13.4
	1,598	5/6/7seater	AWD	1,970/2,010/2,025	20	3	126	13.0	13.3	12.6
	1,598	5/6/7seater	2WD	1,865/1,905/1,920	18	2	104	15.5	16.3	14.6
1,598	5/6/7seater	2WD	1,865(C)/1,905(C)/1,920(C)	18	2	108	15.0	15.7	14.2	
1,598	5/6/7seater	2WD	1,895/1,935/1,950	20	2	112	14.4	14.9	13.8	

* Curb Weight (C): Curb weight based on certified fuel economy rating with integrated camera.
* Trims not indicated as having a built-in cam installed would have the same fuel efficiency even if a built-in cam were installed.

Recommended use: Maintain a constant speed
-Fuel efficiency above is based on the standard model and may differ from actual fuel efficiency in accordance with road conditions, driving habits, vehicle load, vehicle maintenance and ambient air temperature. -Images in the catalog may show optional equipment and may differ from the actual vehicle purchased. -The specifications, colors, and specifications shown in this catalog are subject to change to improve the appearance and performance of the vehicle. -The engine performance above is the net value, which has been a legal requirement from the Ministry of Land, Infrastructure and Transport since 1997. It represents a fuel efficiency measuring technique that incorporates emission gas resistance. Net value may be slightly lower than gross value. -Leather seats include some synthetic leather. For key parts of combination seats, natural leather is used. -Vehicle colors in this publication may vary from actual vehicle colors. -Hyundai Motor Company sells vehicles only through Car Masters in its branches and agencies while engaging in good trade practices at the same prices for the same products all over the country. -Using oils and fuels of inadequate quality or performance can cause damage to the vehicle. -For details on new technologies and new specifications listed in this catalog, please refer to the Owner's Manual.

Santa Fe Hybrid Warranty Service

Specific hybrid component warranty includes: a 10-Year/200,000 km warranty
- High voltage battery, electric drive motor, HPCU (Hybrid Power Control Unit)

* Benefits are subject to change based on company circumstances.
* For more information, contact our branches/dealerships.

Images in this catalog are intended to enhance customer understanding and focus on high-end models and optional features. The features introduced herein may vary by trim model, package, powertrain, and exterior color. Please refer to the monthly price table for more detailed features specific to each model.



SANTA FE
Digital Catalog
(PC/Tablet)



SANTA FE
Digital Catalog
(Mobile)



SANTA FE
Homepage



SANTA FE Hybrid
Homepage



Hyundai Certified
Secondhand Vehicle
Information on
purchasing
secondhand vehicles



Hyundai Motor Company ranked first in the 2024 National Customer Satisfaction Index (NCSI) across all segments (compact sedans, semi-full-size, full-size, compact RVs, large RVs, and EVs).



Hyundai Motor Company ranked first in the 2024 Korean Customer Satisfaction Index (KCSI) across all survey categories (passenger vehicle, RV, compact car, EV).



2024 KS-QEI (Korea Standard-Quality Excellence Index) Ranked 1st in 12 surveyed sectors (passenger vehicle-semi-midsize/midsize/full-size, SUV-compact/semi-midsize/full-size; EV, AS, D/E/F-segment luxury sedan, full-size luxury SUV)



Ranked first place in the automobile warranty service category of the 2024 Korean Standard-Service Quality Index (KS-SQI) for 10 consecutive years

The images used in this brochure are intended to enhance customers' understanding and are focused on high-end models and optional features. The features introduced in this brochure may vary from model to model. Please refer to the monthly price table for more detailed features of each model.