

The New 2018  
**ELITE i20**



# The New 2018 ELITE i20

Attention comes easy when you drive a showstopper.

The New 2018 ELITE i20 is aesthetically designed  
with premium interiors and spunky looks  
that make it appealing.





# Bold and Premium Styling

Its sporty styling, bold looks and a robust rear stance make sure you're always in the limelight.



Premium Cascade Design High Gloss Front Grille



Uniquely Designed Stylish Tail Lamps



Front Air Curtains



Projector Headlamps with LED DRL, Positioning and Cornering Lamps



R16 Diamond-cut Alloy Wheels

Auto-folding ORVM with Welcome Function | Sporty Black C Pillar | Front Fog Lamps | Auto Headlamps



1



2



3



4



5

# Human-connected Technology

Its 17.77 cm Touchscreen Infotainment System allows you to navigate your way in style and groove to your favourite music, as you drive the New 2018 ELITE i20.

1. Arkamys Sound Mood 2. Android Auto 3. Apple CarPlay 4. Navigation 5. Video Playing Mode



IPS Display for Wide Viewing Angle | Voice Recognition | Capacitive Touch

Disclaimer: The screens shown on the windshield are only a creative representation of the AVN screens.

1st  
in  
Segment



# Stay Connected with your Hyundai

A dynamic new way to stay connected with your car, even from the comfort of your home. Auto Link helps you keep a check on your vehicle health, monitor driving pattern, manage parking, get road side assistance and book a service request for your Hyundai.



# Hi-Tech and Convenience Features

Get ready to be mesmerised whenever you step inside the New 2018 ELITE i20.

Its well-appointed interiors and advanced features make your drive an experience par excellence.



Steering Adaptive Parking Guidelines



FATC with Cluster Ionizer



Rear Armrest with Cup Holder



Sliding Front Armrest



Rear AC Vent



Tilt and Telescopic Steering



Hyundai iblue Smart Phone App for Audio Remote Control\*



USB Charger

Smart Key and Push Button Start/Stop | Glove Box Cooling

\*Works with select Android Smart Phones only.



Best  
in  
Segment

# Uncompromised Safety

The New 2018 ELITE i20 takes safety to a whole new level with top-of-the-line features. It makes sure you're protected on the road, always.



Reverse Parking Camera with Sensors



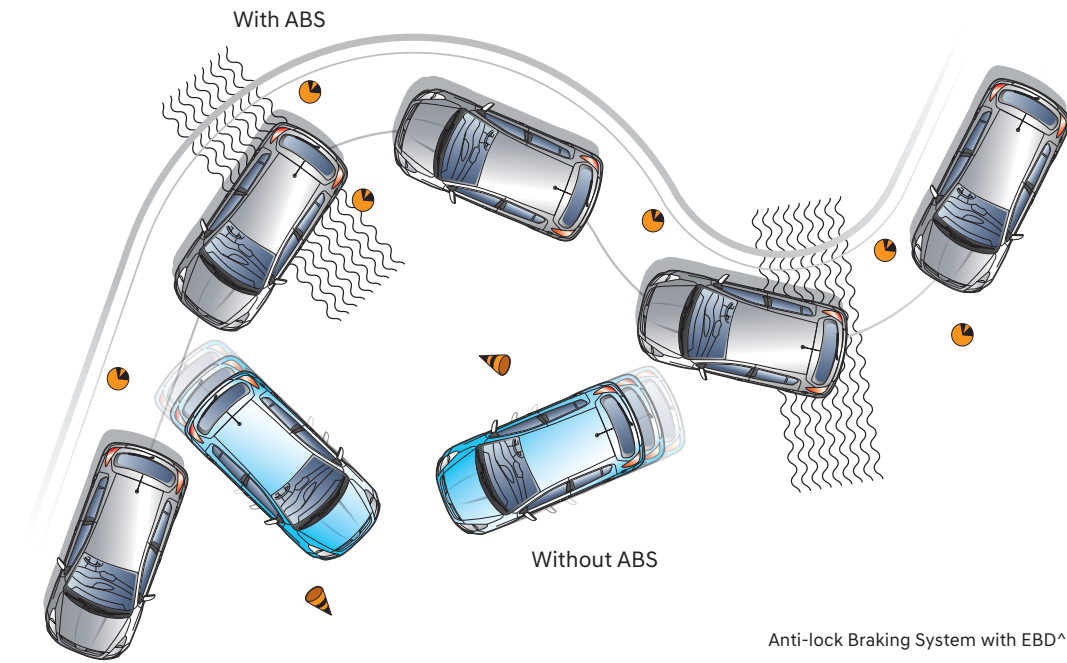
Impact Sensing Door Unlock & Speed Sensing Auto Door Lock (Standard)



ISOFIX



Auto Up/Down Power Window with Pinch Guard



STANDARD ACROSS ALL VARIANTS

<sup>^</sup>Electronic Brakeforce Distribution

Smart Pedal | Clutch Lock


# Enhanced Powertrain

Brace yourself for an exhilarating drive, every time. The New 2018 ELITE i20 comes with an enhanced powertrain and boasts of unrivalled fuel efficiency.



## 1.2L Petrol Engine

Kappa Dual VTVT Technology

Max. Power  
 83<sub>ps</sub>/6,000<sub>rpm</sub>



5-speed Manual Transmission




CVT Transmission



## 1.4L Diesel Engine

U2 CRDi

Max. Power  
 90<sub>ps</sub>/4,000<sub>rpm</sub>



6-speed Manual Transmission





## KEY FEATURES

Variant	Era	Magna Executive	Sportz	Asta	Asta (O)
<b>ENGINE &amp; TRIM PLAN</b>					
1.2 Kappa Petrol with Dual VTVT	MT	MT & CVT	MT	MT & CVT	MT
1.4 U2 CRDi Diesel	MT	MT	MT	MT	MT
<b>SAFETY</b>					
Airbag	Driver & Passenger	S	S	S	S
	Side & Curtain	-	-	-	-
Anti-lock Braking System (ABS) with EBD	S	S	S	S	S
Parking Assist	Reverse Parking Sensors	-	-	-	S
	Rear Camera	-	-	-	S
Front Fog Lamps	-	-	S	S	S
Automatic Headlamps	-	-	-	-	S
Central Locking (Door & Tailgate)	S	S	S	S	S
Smart Pedal	S	S	S	S	S
Impact Sensing Auto Door Unlock	S	S	S	S	S
Speed Sensing Auto Door Locks	S	S	S	S	S
Clutch Lock	-	-	-	-	S
Rear View Camera with Display on AVN	-	-	-	-	S
Headlamp Escort Function	-	-	S	S	S
Keyless Entry	Foldable Key (x 1)	-	-	S	-
	Smart Key (x 2)	-	-	-	S
Rear Foggger with Timer	-	-	S	S	S
Seat Belt pretensioners - Driver & Passenger	S	S	S	S	S
ISOFIX	-	-	-	-	S
Height Adjustment Seat Belt - Driver & Passenger	-	-	-	-	S
Immobilizer	S	S	S	S	S
Dual Horn	S	S	S	S	S
<b>EXTERIOR</b>					
Headlamps	Standard Halogen	S	S	S	-
	Projector Type	-	-	-	S
	Cornering Lamps	-	-	-	S
	LED DRL & Positioning Lamps	-	-	-	S
	Near Fog Lamp	-	-	S	-
Day Time Running Lamp	Inside Headlamp Unit	-	-	-	S
	High Gloss	-	S	S	S
B Pillar Black Out Tape	S	S	S	S	S
C Pillar Black Finish	S	S	S	S	S
Body Coloured	Bumpers	S	S	S	S
	Outside Door Mirrors	-	S	S	S
	Outside Door Handles	-	S	S	-
Dual Tone Rear Bumper	S	S	S	S	S
Waistline Moulding (Black)	-	-	-	-	S
Turn Indicators On Outside Mirrors	-	-	S	S	S
Chrome Outside Door Handles	-	-	-	-	S
Full Wheel Covers	-	S	S	-	-
Alloy Wheels	R15 Gun Metal Finish	-	-	-	S
	R16 Diamond-cut	-	-	-	Dual Tone S
Roof Antenna	S	S	S	S	S
<b>INTERIOR</b>					
Interior color	2-Tone Beige & Black	S	S	S	S
	Satin Red Pack	-	-	-	Dual Tone**
	Tangerine Orange Pack	-	-	-	Dual Tone**
Front & Rear Door Map Pockets	S	S	S	S	S
Front Passenger Seat Back Pocket	S	S	S	S	S
Rear Parcel Tray	-	-	S	S	S
Metal Finish	Inside Door Handles	S	S	S	S
	Parking Lever Tip	S	S	S	S
Leather Wrapped Gear Knob	-	-	-	-	S
Leather Wrapped Steering Wheel	-	-	-	-	S
Sunglass Holder	-	-	S	S	S
<b>INSTRUMENT PANEL &amp; CENTER FASCIA DISPLAY</b>					
Blue Interior Illumination	S	S	S	S	S
Dual Tripmeter	S	S	S	S	S
Tachometer	S	S	S	S	S

## BODY COLOURS



Polar White

Typhoon Silver

Stardust

Fiery Red

Marina Blue


Passion Orange

## TECHNICAL SPECIFICATIONS

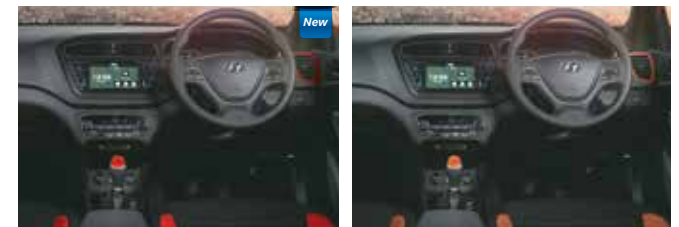
ITEMS	1.2 Kappa Dual VTVT Petrol	1.4 U2 CRDi Diesel
<b>DIMENSIONS</b>		
Overall Length (mm)		3,985
Overall Width (mm)		1,734
Overall Height (mm)		1,505
Wheelbase (mm)		2,570
Fuel Tank Capacity (Ltr)		40
<b>ENGINE</b>		
Configuration	4 Cyl, 16 Valves	4 Cyl, 16 Valves
Valvetrain Type	DOHC with Dual VTVT	DOHC
Displacement (cc)	1,197	1,396
Maximum Power (ps/rpm)	83/6,000	90/4,000
Maximum Torque (kgm/rpm)	11.7/4,000	22.4/1,500-2,750
<b>TRANSMISSION</b>		
Type	5-speed Manual, CVT	6-speed Manual
<b>SUSPENSION</b>		
Front	McPherson Strut with Coil Spring	
Rear	Coupled Torsion Beam Axle with Coil Spring	
Shock Absorber	Gas Type	
<b>BRAKES</b>		
Front	Disc	
Rear	Drum	
<b>TYRE</b>		
Size	185/70 R14 Steel (Era, Magna Executive, Sportz) 185/65 R15 Gun Metal Alloy (Asta)	
	195/55 R16 Diamond-cut Alloy (Asta Dual Tone, Asta (O))	
Spare Tyre	185/70 R14 Steel (Era, Magna Executive, Sportz) 185/65 R15 Steel (Asta, Asta Dual Tone, Asta (O))	
Type	Tubeless	

## DIMENSIONS

unit : mm



## DUAL TONE OPTIONS



Black Interiors with Red Inserts available in :



Fiery Red with Black Roof



Polar White with Black Roof

Black Interiors with Orange Inserts available in :



Passion Orange with Black Roof

\* Through Smart Phone Connectivity, \*\* Based on exterior color, S = Standard

Disclaimer: Gear Knob with Red / Orange inserts is available in select Engine options.

Dealer's Name & Address

For more details,  
please consult your Hyundai Dealers.

**HYUNDAI MOTOR INDIA LTD.**

2nd, 5th & 6th Floor, Corporate One - Baani Building,  
Plot No. 5, Commercial Centre, Jasola, New Delhi-110025

Visit us at [www.hyundai.co.in](http://www.hyundai.co.in) or call us at 1800-11-4645 (Toll Free) 098-7356-4645.



• **3 Years/100,000 kms  
Warranty\*\***

• **3 Years Road Side  
Assistance (RSA)**

**Complete  
Peace of Mind  
for Customers**

• Some of the equipments illustrated or described in this leaflet may not be supplied as standard equipment and may be available at extra cost. • Technical specifications have been rounded-off to the nearest value. • Hyundai Motor India reserves the right to change specifications, schemes and equipment without prior notice • Body colours are trim specific • The colour plates shown may vary slightly from the actual colours due to the limitations of the printing process. • Please consult your dealer for full information and availability on colours and trim. Apple CarPlay is a trademark of Apple Inc. Android Auto is a trademark of Google Inc. \*\*Terms & conditions apply.